













-  [Table 1. Total Number of Samples Analyzed](#)
-  [Table 2. Total Number of Samples Analyzed by Month](#)
-  [Table 3. Crop Groups](#)
-  [Table 4. County Groups](#)
-  [Table 5. pH Values](#)
-  [Table 6. P, K, Ca, and Mg Ratings](#)
-  [Table 7. Zn, Mn, and B Levels](#)
-  [Table 8. Samples Analyzed for sulfate sulfur](#)
-  [Table 9. Cation Exchange Capacity \(CEC\) Values](#)
-  [Table 10. Percent Base Saturation Values](#)
-  [Table 11. Total Analyses Including County and Research Samples](#)
-  [Table 12. Total per Crop Analyzed for County and Account Samples](#)

Table 1. Total Number of Samples Analyzed.

	Sample Number Totals	Large Area Crop Codes	Small Area Crop Codes	Diagnostic Reports
Counties				
Abbeville	238	176	62	0
Aiken	1398	416	978	4
Allendale	452	437	15	0
Anderson	779	364	412	3
Bamberg	270	240	30	0
Barnwell	580	554	26	0
Beaufort	1166	301	860	5
Berkeley	299	87	212	0
Calhoun	528	474	54	0
Charleston	1020	185	834	1
Cherokee	226	167	59	0
Chester	187	136	49	2
Chesterfield	253	154	97	2
Clarendon	712	384	308	20
Colleton	589	468	121	0
Darlington	547	406	141	0
Dillon	243	207	36	0
Dorchester	225	170	55	0
Edgefield	183	115	68	0
Fairfield	56	37	19	0
Florence	529	177	351	1
Georgetown	492	224	249	19
Greenville	4311	305	3999	7
Greenwood	358	150	208	0
Hampton	1557	1465	89	3
Horry	1088	444	640	4
Jasper	584	114	470	0
Kershaw	1456	1189	262	5
Lancaster	415	233	179	3
Laurens	413	265	147	1
Lee	368	287	81	0

Lexington	4795	1326	3458	11
Marion	418	371	47	0
Marlboro	51	21	30	0
McCormick	53	7	46	0
Newberry	741	625	116	0
Oconee	392	124	267	1
Orangeburg	932	862	60	10
Pickens	304	88	208	8
Richland	1491	385	1087	19
Saluda	389	320	69	0
Spartanburg	907	376	523	8
Sumter	578	271	300	7
Union	165	96	69	0
Williamsburg	112	78	34	0
York	682	270	411	1
Prepaid	3961	1279	2608	74
Accounts	6050	1405	4598	47
SubTotal	43543	18235	25042	266
Research	1311	502	279	530
Plant Problem Clinic	0	0	0	0
Checks & Blanks	921	914	7	0
Total Samples Analyzed	45775	19651	25328	796

Table 2. Total Number of Samples Analyzed by Month.

Month	Samples
January	5010
Feburary	6808
March	7808
April	4607
May	3104
June	2104
July	1904
August	2310
September	2711
October	3803
November	2513
December	3101
Total	45783

Table 3. Crop Groups Used in Summarizing Soil Analysis Data.

- Az/Rhod/Cam**
 - 096 Azalea,Rhod,Camellia(sq ft)
- Az/Rhod/Cam (large)**
 - 109 Azalea,Rhod,Camellia(acre)
- Canola**
 - 104 Canola
- Corn/Sorghum**
 - 023 Corn for Silage
 - C100 Corn, Grain - 100 bu/A
 - C105 Corn, Grain - 105 bu/A
 - C110 Corn, Grain - 110 bu/A
 - C115 Corn, Grain - 115 bu/A
 - C120 Corn, Grain - 120 bu/A
 - C125 Corn, Grain - 125 bu/A
 - C130 Corn, Grain - 130 bu/A
 - C135 Corn, Grain - 135 bu/A
 - C140 Corn, Grain - 140 bu/A
 - C145 Corn, Grain - 145 bu/A
 - C150 Corn, Grain - 150 bu/A
 - C155 Corn, Grain - 155 bu/A
 - C160 Corn, Grain - 160 bu/A
 - C165 Corn, Grain - 165 bu/A
 - C170 Corn, Grain - 170 bu/A
 - C175 Corn, Grain - 175 bu/A
 - C180 Corn, Grain - 180 bu/A
 - C185 Corn, Grain - 185 bu/A
 - C190 Corn, Grain - 190 bu/A
 - C195 Corn, Grain - 195 bu/A

C200 Corn, Grain - 200 bu/A
C205 Corn, Grain - 205 bu/A
C210 Corn, Grain - 210 bu/A
C215 Corn, Grain - 215 bu/A
C220 Corn, Grain - 220 bu/A
C225 Corn, Grain - 225 bu/A
C230 Corn, Grain - 230 bu/A
C235 Corn, Grain - 235 bu/A
C240 Corn, Grain - 240 bu/A
C245 Corn, Grain - 245 bu/A
C250 Corn, Grain - 250 bu/A
C255 Corn, Grain - 255 bu/A
C260 Corn, Grain - 260 bu/A
C265 Corn, Grain - 265 bu/A
C270 Corn, Grain - 270 bu/A
C275 Corn, Grain - 275 bu/A
C280 Corn, Grain - 280 bu/A
C285 Corn, Grain - 285 bu/A
C290 Corn, Grain - 290 bu/A
C295 Corn, Grain - 295 bu/A
C300 Corn, Grain - 300 bu/A
C80 Corn, Grain - 80 bu/A
C85 Corn, Grain - 85 bu/A
C90 Corn, Grain - 90 bu/A
C95 Corn, Grain - 95 bu/A
025 Grain Sorghum
419 Hemp
024 Sorghum for Silage
019 Soybeans/Sorghum-Silage
027 Sugarcane
026 Sweet Sorghum

Cotton

001 Cotton - Dryland
002 Cotton - Irrigated
C1100 Cotton 1100 lbs/A
C1200 Cotton 1200 lbs/A
C1300 Cotton 1300 lbs/A
C1400 Cotton 1400 lbs/A
C1500 Cotton 1500 lbs/A
C1600 Cotton 1600 lbs/A
C1700 Cotton 1700 lbs/A
C1800 Cotton 1800 lbs/A
C1900 Cotton 1900 lbs/A
C2000 Cotton 2000 lbs/A
C600 Cotton 600 lbs/A
C700 Cotton 700 lbs/A
C800 Cotton 800 lbs/A
C900 Cotton 900 lbs/A
S100 Soybeans 100 bu/A
S15 Soybeans 15 bu/A
S20 Soybeans 20 bu/A
S25 Soybeans 25 bu/A
S30 Soybeans 30 bu/A
S35 Soybeans 35 bu/A
S40 Soybeans 40 bu/A
S45 Soybeans 45 bu/A
S50 Soybeans 50 bu/A
S55 Soybeans 55 bu/A
S60 Soybeans 60 bu/A
S65 Soybeans 65 bu/A
S70 Soybeans 70 bu/A
S75 Soybeans 75 bu/A
S80 Soybeans 80 bu/A
S85 Soybeans 85 bu/A
S90 Soybeans 90 bu/A
S95 Soybeans 95 bu/A

Crop Rotations

021 Corn in Rotation
030 Small Grain in Rotation

Diagnostic

000 Diagnostic
P1500 Peanuts 1500 lbs/A
P2000 Peanuts 2000 lbs/A
P2500 Peanuts 2500 lbs/A
P3000 Peanuts 3000 lbs/A
P3500 Peanuts 3500 lbs/A

P4000 Peanuts 4000 lbs/A
P4500 Peanuts 4500 lbs/A
P5000 Peanuts 5000 lbs/A
P5500 Peanuts 5500 lbs/A
P6000 Peanuts 6000 lbs/A

Forage Legumes

050 Alfalfa
005 Annual Legume/Sum Grass
006 Annual Legume/Win Grass
007 Annual Legumes
010 Common Lespedeza
037 Grass-Clover Pasture
011 Sericea Lespedeza

Forages

033 Bahiagrass Pasture
036 Bermuda/Bahiagrass-Hay
034 Bermudagrass Pasture
035 Bermudagrass, Estab.
049 Fescue Hay
031 Fescue,CoolSeasonPasture
032 Orchardgrass

Fruits/Nuts

080 Apples
082 Blueberries(acre)
084 Grapes(Bunch/Muscadine)
013 Kiwi
085 Nectarines
086 Peaches
081 Pears
088 Pecans
087 Plums
074 Strawberries(acre)

General Turf

093 Carpetgrass(sq ft)
094 Centipedegrass(sq ft)
044 CoolSeasonGrsmaint(sq ft)
119 St. Augustinegrass(sq ft)
047 Turf Establishment(sq ft)
048 WarmSeasonGrsmaint(sq ft)

General Turf (large)

106 Carpetgrass(acre-clay)
106 Carpetgrass(acre-sand)
107 Centipedegrass(acre-clay)
107 Centipedegrass(acre-sand)
112 CoolSeasonGrsmaint(acre)
105 StAugustineGrsmaint
113 Turf Establishment(acre)
114 WarmSeasonGrsmaint(acre)

Home Garden

090 Home Garden (Inorganic)
091 Home Garden (Organic)

Home Orchards

205 Apple Trees
202 Blackberries
203 Blueberries(sq ft)
206 Fig Trees
204 Grapes
208 Peach Trees
207 Pear Trees
210 Pecan Trees
209 Plum Trees
201 Strawberries(sq ft)

Ornamentals

017 Annual Flowers/Roses(sq ft)
018 Ornamental/Shade Trees
212 Palm Trees
016 Perennial Flowers(sq ft)
211 Pine Trees
015 Shrubs(sq ft)

Ornamentals (large)

108 Annual Flowers/Roses(acre)
110 Perennial Flowers(acre)
117 Shrubs(acre)

Roadside Turf

045 Roadside Turf Estab.
046 Roadside Turf Maint.

Small Grain

012 Rice, Upland Irrigated
003 Sesame
029 Small Grain
097 Small Grain Silage

Soybeans/Peanuts

008 Peanuts
P1000 Peanuts 1000 lbs/A
009 Perennial Peanuts
028 Sunflowers

Speciality Turf

040 Athletic Fields
042 Bentgrass Golf Green(acre)
111 Bentgrass Golf Green(sq ft)
043 BermudaGolfGrn/Tee(acre)
118 BermudaGolfGrn/Tee(sq ft)
041 Golf Fairway

Temporary Grazing

039 Temp Annual Graze-Sum
038 Temp Annual Graze-Winter

Tobacco

099 Tobacco
T1500 Tobacco 1500 lbs/A
T2000 Tobacco 2000 lbs/A
T2500 Tobacco 2500 lbs/A
T3000 Tobacco 3000 lbs/A
T3500 Tobacco 3500 lbs/A
T4000 Tobacco 4000 lbs/A

Tobacco Bed

098 Tobacco Bed

Tomato (Costal)

078 Tomato (bareground)
128 Tomatoes (plasticulture)

Tomato (Piedmont)

078 Tomato (bareground)

Trees

092 Christmas Trees

Truck Crops

051 Asparagus, Establishment
066 Asparagus, Maintenance
060 Beets
061 Broccoli
120 Brussel Sprouts
062 Cabbage
052 Cantaloupes (bareground)
132 Cantaloupes (plasticulture)
063 Carrots
079 Cauliflower
064 Collards
053 Cucumbers (bareground)
133 Cucumbers (plasticulture)
065 Eggplant (bareground)
134 Eggplant (plasticulture)
126 English Pea
067 Green Onions
072 Greens
095 Irish Potatoes (clay)
095 Irish Potatoes (sand)
122 Leek
054 Lettuce
055 Lima Beans
121 Mustard
056 Okra
068 Onions
127 Parsley
125 Parsnip
069 Pepper (bareground)
131 Pepper (plasticulture)
070 Pole Beans
014 Pumpkins
130 Radish
124 Rutabaga
057 Snapbeans
073 Southern Peas
071 Spinach
058 Squash (winter)
129 Summer Squash
075 Sweet Corn

076 Sweet Potatoes
 123 Turnips
 059 Watermelons

Wildlife

140 DoveField,Corn/Sorghum
 141 DoveField,Sunflower
 142 Fall Deer, Alfalfa
 143 Fall Deer, ForageChicory
 144 FallDeerMix, Brassicas
 147 FallDeerMix, Legumes
 145 FallDeerMix,AnnualGr
 146 FallDeerMix,Grs/Clover
 103 Grass/Legume-Wildlife
 101 Grasses for Wildlife
 102 Legumes for Wildlife

Table 4. County Groups County Groups by Soil Type.

Piedmont

Abbeville
 Anderson
 Cherokee
 Chester
 Edgefield
 Fairfield
 Greenville
 Greenwood
 Lancaster
 Laurens
 McCormick
 Newberry
 Oconee
 Pickens
 Saluda
 Spartanburg
 Union
 York

Sandhills

Aiken
 Chesterfield
 Kershaw
 Lexington
 Richland

Costal Plains

Allendale
 Bamberg
 Barnwell
 Calhoun
 Clarendon
 Darlington
 Dillon
 Florence
 Lee
 Marion
 Marlboro
 Orangeburg
 Sumter

Lower Costal Plains

Beaufort
 Berkeley
 Charleston
 Colleton
 Dorchester
 Georgetown
 Hampton
 Horry
 Jasper
 Williamsburg

Table 5. Samples Analyzed According to Soil pH and by Crop Group and Soil Type.

Crop	Total	COSTAL PLAINS Soil pH Range					
		<5.0	5.1-5.5	5.6-6.0	6.1-6.5	6.6-7.0	>7.0
Az/Rhod/Cam	27	4	7	11	4	1	0
Az/Rhod/Cam (large)	0	0	0	0	0	0	0
Canola	0	0	0	0	0	0	0

Corn/Sorghum	2359	19	128	661	1137	364	50
Cotton	2819	10	112	851	1313	485	48
Crop Rotations	193	3	21	94	46	20	9
Diagnostic	28	0	2	9	12	4	1
Forage Legumes	201	6	13	63	60	58	1
Forages	644	17	113	281	172	46	15
Fruits/Nuts	110	9	12	41	38	9	1
General Turf	1095	56	381	377	201	60	20
General Turf (large)	87	8	31	20	20	7	1
Home Garden	417	16	79	112	93	74	43
Home Orchards	143	10	51	35	35	10	2
Ornamentals	249	37	57	79	47	22	7
Ornamentals (large)	41	3	5	15	11	7	0
Roadside Turf	2	0	2	0	0	0	0
Small Grain	433	5	29	144	188	62	5
Soybeans/Peanuts	819	1	40	242	366	155	15
Speciality Turf	70	0	24	12	15	17	2
Temporary Grazing	44	0	6	25	12	1	0
Tobacco	18	0	1	6	9	2	0
Tobacco Bed	19	0	1	6	10	2	0
Tomato (Costal)	36	1	2	9	11	10	3
Tomato (Piedmont)	0	0	0	0	0	0	0
Trees	8	1	1	5	1	0	0
Truck Crops	389	11	60	110	135	50	23
Wildlife	617	22	130	233	174	55	3
Total	10868	239	1308	3441	4110	1521	249

LOWER COSTAL PLAINS

Soil pH Range

Crop	Total	<5.0	5.1-5.5	5.6-6.0	6.1-6.5	6.6-7.0	>7.0
Az/Rhod/Cam	211	12	27	58	50	36	28
Az/Rhod/Cam (large)	1	0	0	0	0	1	0
Canola	0	0	0	0	0	0	0
Corn/Sorghum	1047	40	108	366	404	106	23
Cotton	1407	16	40	367	835	139	10
Crop Rotations	27	0	6	19	2	0	0
Diagnostic	23	4	10	3	4	2	0
Forage Legumes	244	43	56	57	42	42	4
Forages	603	24	84	202	182	71	40
Fruits/Nuts	57	5	12	25	10	3	2
General Turf	2424	71	304	588	685	458	318
General Turf (large)	77	1	13	13	18	19	13
Home Garden	812	16	71	161	199	225	140
Home Orchards	283	20	61	89	61	39	13
Ornamentals	1310	63	172	295	296	280	204
Ornamentals (large)	31	0	5	10	10	5	1
Roadside Turf	60	8	11	6	5	13	17
Small Grain	265	20	34	85	81	36	9
Soybeans/Peanuts	385	5	38	126	164	49	3
Speciality Turf	34	0	4	8	7	10	5
Temporary Grazing	42	1	8	17	13	3	0
Tobacco	3	0	0	0	1	2	0
Tobacco Bed	0	0	0	0	0	0	0
Tomato (Costal)	52	0	5	9	19	13	6
Tomato (Piedmont)	0	0	0	0	0	0	0
Trees	8	1	1	3	2	1	0
Truck Crops	338	7	58	106	97	42	28
Wildlife	909	70	186	276	250	116	11
Total	10653	427	1314	2889	3437	1711	875

PIEDMONT
Soil pH Range

Crop	Total	<5.0	5.1-5.5	5.6-6.0	6.1-6.5	6.6-7.0	>7.0
Az/Rhod/Cam	134	13	24	40	28	21	8
Az/Rhod/Cam (large)	3	0	0	1	2	0	0
Canola	0	0	0	0	0	0	0
Corn/Sorghum	377	12	52	153	116	36	8
Cotton	194	0	22	46	92	33	1
Crop Rotations	58	1	13	11	18	15	0
Diagnostic	25	2	5	8	7	0	3
Forage Legumes	472	4	91	211	133	31	2
Forages	2845	43	536	1209	787	251	19
Fruits/Nuts	151	7	29	60	45	9	1
General Turf	5081	113	878	1884	1582	547	77
General Turf (large)	123	0	17	44	41	19	2
Home Garden	1354	20	122	279	373	338	222
Home Orchards	422	30	88	149	97	46	12
Ornamentals	1140	53	197	339	295	181	75
Ornamentals (large)	42	1	6	19	7	7	2
Roadside Turf	13	0	2	3	1	7	0
Small Grain	257	4	36	113	82	20	2
Soybeans/Peanuts	83	6	18	28	17	11	3
Speciality Turf	98	0	23	24	35	15	1
Temporary Grazing	223	2	57	105	34	20	5
Tobacco	0	0	0	0	0	0	0
Tobacco Bed	0	0	0	0	0	0	0
Tomato (Costal)	54	0	8	10	4	13	19
Tomato (Piedmont)	0	0	0	0	0	0	0
Trees	10	0	5	4	1	0	0
Truck Crops	277	4	61	89	48	56	19
Wildlife	1598	59	356	658	365	128	32
Total	15034	374	2646	5487	4210	1804	513

SANDHILL
Soil pH Range

Crop	Total	<5.0	5.1-5.5	5.6-6.0	6.1-6.5	6.6-7.0	>7.0
Az/Rhod/Cam	105	19	22	38	15	7	4
Az/Rhod/Cam (large)	1	0	0	1	0	0	0
Canola	0	0	0	0	0	0	0
Corn/Sorghum	681	12	95	231	171	91	81
Cotton	751	16	113	254	192	85	91
Crop Rotations	27	1	3	9	8	6	0
Diagnostic	28	0	8	7	5	8	0
Forage Legumes	149	8	29	52	46	10	4
Forages	1071	45	177	387	285	150	27
Fruits/Nuts	64	2	14	18	16	11	3
General Turf	5395	87	756	1856	1825	747	124
General Turf (large)	59	9	16	20	12	2	0
Home Garden	659	26	71	145	154	161	102
Home Orchards	235	29	59	60	40	37	10
Ornamentals	930	92	212	238	192	115	81
Ornamentals (large)	30	2	4	13	3	4	4
Roadside Turf	25	0	10	4	2	9	0
Small Grain	168	0	23	69	48	25	3
Soybeans/Peanuts	61	2	9	23	19	7	1
Speciality Turf	216	3	23	84	80	23	3
Temporary Grazing	55	10	12	16	9	7	1
Tobacco	4	0	1	1	1	1	0
Tobacco Bed	0	0	0	0	0	0	0

Tomato (Costal)	15	0	3	7	3	2	0
Tomato (Piedmont)	0	0	0	0	0	0	0
Trees	11	0	1	6	4	0	0
Truck Crops	707	5	47	128	187	271	69
Wildlife	1943	61	399	729	548	173	33
Total	13390	429	2107	4396	3865	1952	641

Table 6. P, K, Ca, and Mg Ratings.

Crop	Total	COSTAL PLAINS																			
		P Ratings					K Ratings					Ca Ratings					Mg Ratings				
		L	M	S	H	E	L	M	S	H	E	L	M	S	H	E	L	M	S	H	E
Az/Rhod/Cam	27	7	6	6	2	6	10	12	1	3	1	1	8	8	4	6	0	2	25	0	0
Az/Rhod/Cam (large)	0	0	0	0	0	0	0	0	0	0	0	0	0	0	0	0	0	0	0	0	0
Canola	0	0	0	0	0	0	0	0	0	0	0	0	0	0	0	0	0	0	0	0	0
Corn/Sorghum	2359	128	431	356	606	838	219	997	354	434	355	106	549	1341	221	142	73	247	2039	0	0
Cotton	2819	185	639	478	806	711	291	1352	394	488	294	105	820	1640	170	84	102	338	2379	0	0
Crop Rotations	193	16	34	30	52	61	43	82	27	24	17	12	44	90	27	20	27	57	109	0	0
Diagnostic	28	9	6	4	3	6	4	14	3	2	5	1	3	9	5	10	1	0	27	0	0
Forage Legumes	201	9	26	23	50	93	91	60	14	12	24	14	61	93	15	18	5	9	187	0	0
Forages	644	95	193	115	92	149	265	245	43	45	46	83	212	248	55	46	39	95	510	0	0
Fruits/Nuts	110	13	22	20	21	34	22	60	10	13	5	8	20	57	10	15	5	8	97	0	0
General Turf	1095	353	313	178	140	111	328	608	45	64	50	137	317	404	81	156	49	132	914	0	0
General Turf (large)	87	26	22	19	13	7	34	42	4	3	4	17	19	34	5	12	1	17	69	0	0
Home Garden	417	51	48	37	65	216	108	189	25	48	47	45	103	96	32	141	29	52	336	0	0
Home Orchards	143	33	27	13	20	50	54	60	14	5	10	32	26	34	25	26	16	20	107	0	0
Ornamentals	249	82	61	22	24	60	96	84	8	23	38	37	75	54	11	72	28	32	189	0	0
Ornamentals (large)	41	8	9	3	4	17	11	19	1	3	7	7	8	14	3	9	2	8	31	0	0
Roadside Turf	2	2	0	0	0	0	0	2	0	0	0	2	0	0	0	0	0	0	2	0	0
Small Grain	433	21	88	83	122	119	36	170	67	94	66	14	75	281	44	19	6	55	372	0	0
Soybeans/Peanuts	819	43	204	177	207	188	75	314	115	174	141	41	252	473	42	11	27	113	679	0	0
Speciality Turf	70	12	21	11	14	12	34	29	3	2	2	22	7	22	7	12	10	14	46	0	0
Temporary Grazing	44	0	9	7	14	14	4	26	3	6	5	2	16	25	1	0	1	3	40	0	0
Tobacco	18	2	2	1	4	9	6	11	1	0	0	0	9	8	1	0	6	7	5	0	0
Tobacco Bed	19	2	2	1	4	10	6	11	1	1	0	0	9	9	1	0	6	7	6	0	0
Tomato (Costal)	36	1	5	4	4	22	7	14	2	5	8	2	5	8	2	19	3	1	32	0	0
Tomato (Piedmont)	0	0	0	0	0	0	0	0	0	0	0	0	0	0	0	0	0	0	0	0	0
Trees	8	3	2	0	1	2	4	4	0	0	0	1	6	1	0	0	0	0	8	0	0
Truck Crops	389	27	56	37	56	213	92	202	29	35	31	40	128	129	21	71	19	53	317	0	0
Wildlife	617	209	142	84	98	84	346	182	29	20	40	111	203	248	42	13	59	83	475	0	0
Total	10868	1337	2368	1709	2422	3032	2186	4789	1193	1504	1196	840	2975	5326	825	902	514	1353	9001	0	0

Crop	Total	LOWER COSTAL PLAINS																			
		P Ratings					K Ratings					Ca Ratings					Mg Ratings				
		L	M	S	H	E	L	M	S	H	E	L	M	S	H	E	L	M	S	H	E
Az/Rhod/Cam	211	18	35	16	36	106	64	109	11	7	20	4	13	40	16	138	2	15	194	0	0
Az/Rhod/Cam (large)	1	0	0	0	1	0	0	0	1	0	0	0	0	0	0	1	0	0	1	0	0
Canola	0	0	0	0	0	0	0	0	0	0	0	0	0	0	0	0	0	0	0	0	0
Corn/Sorghum	1047	157	269	182	223	216	220	558	91	96	82	107	317	412	59	152	74	147	826	0	0
Cotton	1407	73	317	342	415	260	238	871	135	105	58	49	511	692	78	77	99	327	981	0	0
Crop Rotations	27	4	7	3	7	6	3	15	3	6	0	2	16	7	2	0	0	1	26	0	0
Diagnostic	23	13	3	2	2	3	6	13	2	1	1	4	7	6	2	4	1	0	22	0	0
Forage Legumes	244	132	29	10	26	47	121	83	13	10	17	18	51	102	39	34	5	16	223	0	0
Forages	603	121	127	82	93	180	289	206	42	24	42	62	143	240	48	110	42	68	493	0	0
Fruits/Nuts	57	7	12	8	5	25	20	29	4	1	3	5	18	15	6	13	0	6	51	0	0
General Turf	2424	496	536	230	330	832	714	1323	162	117	108	86	215	537	265	1321	66	196	2162	0	0
General Turf (large)	77	18	23	9	8	19	26	38	8	1	4	7	7	14	6	43	4	6	67	0	0
Home Garden	812	55	73	48	97	539	159	325	50	80	198	39	86	124	31	532	13	55	744	0	0
Home Orchards	283	25	48	24	49	137	103	115	16	23	26	25	58	55	24	121	12	32	239	0	0

Ornamentals	1310	154	226	138	129	663	382	657	66	67	138	44	102	200	98	866	29	95	1186	0	0
Ornamentals (large)	31	3	6	4	3	15	8	14	2	4	3	1	4	10	1	15	0	4	27	0	0
Roadside Turf	60	34	16	3	4	3	36	20	0	1	3	10	8	4	4	34	8	7	45	0	0
Small Grain	265	57	60	37	37	74	94	126	25	8	12	37	69	108	23	28	21	43	201	0	0
Soybeans/Peanuts	385	37	97	63	73	115	124	183	31	25	22	36	143	155	24	27	50	89	246	0	0
Speciality Turf	34	5	2	7	5	15	3	21	6	4	0	0	3	5	5	21	1	3	30	0	0
Temporary Grazing	42	10	13	5	13	1	20	14	1	4	3	8	13	14	2	5	2	8	32	0	0
Tobacco	3	0	1	0	2	0	1	2	0	0	0	0	2	1	0	0	0	1	2	0	0
Tobacco Bed	0	0	0	0	0	0	0	0	0	0	0	0	0	0	0	0	0	0	0	0	0
Tomato (Costal)	52	2	5	3	6	36	6	25	3	7	11	4	6	18	2	22	1	8	43	0	0
Tomato (Piedmont)	0	0	0	0	0	0	0	0	0	0	0	0	0	0	0	0	0	0	0	0	0
Trees	8	4	2	0	2	0	6	2	0	0	0	1	3	4	0	0	1	3	4	0	0
Truck Crops	338	38	53	28	71	148	98	168	18	24	30	50	93	87	22	86	14	84	240	0	0
Wildlife	909	264	213	131	125	176	422	380	50	29	28	136	264	365	58	86	50	107	752	0	0
Total	10653	1727	2173	1375	1762	3616	3163	5297	740	644	809	735	2152	3215	815	3736	495	1321	8837	0	0

PIEDMONT

Crop	Total	P Ratings					K Ratings					Ca Ratings					Mg Ratings				
		L	M	S	H	E	L	M	S	H	E	L	M	S	H	E	L	M	S	H	E
Az/Rhod/Cam	134	47	36	12	17	22	12	55	14	24	29	5	13	47	9	60	5	14	115	0	0
Az/Rhod/Cam (large)	3	3	0	0	0	0	0	2	0	1	0	0	0	1	0	2	0	0	3	0	0
Canola	0	0	0	0	0	0	0	0	0	0	0	0	0	0	0	0	0	0	0	0	0
Corn/Sorghum	377	61	43	28	45	200	33	177	40	55	72	17	80	199	42	39	6	44	327	0	0
Cotton	194	15	28	14	37	100	7	108	24	33	22	7	50	98	24	15	4	24	166	0	0
Crop Rotations	58	8	8	5	8	29	7	21	6	4	20	5	12	18	12	11	1	6	51	0	0
Diagnostic	25	10	4	2	1	8	3	7	2	1	12	1	4	7	3	10	0	5	20	0	0
Forage Legumes	472	141	114	48	49	120	50	211	48	71	92	19	76	171	95	111	4	31	437	0	0
Forages	2845	833	677	275	257	803	495	1165	249	428	508	119	435	1352	410	529	35	193	2617	0	0
Fruits/Nuts	151	80	13	13	18	27	19	77	17	18	20	5	57	63	15	11	2	19	130	0	0
General Turf	5081	1819	1380	505	580	797	207	1879	834	1191	970	126	546	1970	837	1602	64	608	4409	0	0
General Turf (large)	123	42	39	7	9	26	8	63	16	16	20	6	9	55	24	29	0	12	111	0	0
Home Garden	1354	162	192	89	142	769	83	403	145	213	510	29	94	256	105	870	16	76	1262	0	0
Home Orchards	422	147	70	34	54	117	46	174	32	71	99	15	85	124	58	140	3	57	362	0	0
Ornamentals	1140	368	259	89	115	309	88	406	148	215	283	48	94	259	92	647	21	100	1019	0	0
Ornamentals (large)	42	9	11	4	10	8	3	16	1	11	11	3	8	15	4	12	2	7	33	0	0
Roadside Turf	13	7	3	0	2	1	4	9	0	0	0	2	2	2	0	7	0	4	9	0	0
Small Grain	257	74	33	20	22	108	34	122	21	35	45	10	49	133	31	34	3	26	228	0	0
Soybeans/Peanuts	83	19	21	11	11	21	12	39	13	9	10	14	25	31	6	7	5	14	64	0	0
Speciality Turf	98	7	31	3	14	43	26	43	9	8	12	2	33	31	10	22	1	20	77	0	0
Temporary Grazing	223	71	53	16	17	66	54	96	13	26	34	10	42	106	24	41	2	19	202	0	0
Tobacco	0	0	0	0	0	0	0	0	0	0	0	0	0	0	0	0	0	0	0	0	0
Tobacco Bed	0	0	0	0	0	0	0	0	0	0	0	0	0	0	0	0	0	0	0	0	0
Tomato (Costal)	54	7	6	4	10	27	7	23	9	8	7	1	6	12	3	32	1	5	48	0	0
Tomato (Piedmont)	0	0	0	0	0	0	0	0	0	0	0	0	0	0	0	0	0	0	0	0	0
Trees	10	9	0	0	1	0	4	3	2	0	1	1	3	6	0	0	0	1	9	0	0
Truck Crops	277	87	46	17	47	80	38	134	25	30	50	8	71	90	13	95	5	36	236	0	0
Wildlife	1598	827	365	126	108	172	294	825	123	187	169	121	391	795	163	128	31	132	1435	0	0
Total	15034	4853	3432	1322	1574	3853	1534	6058	1791	2655	2996	574	2185	5841	1980	4454	211	1453	13370	0	0

SANDHILL

Crop	Total	P Ratings					K Ratings					Ca Ratings					Mg Ratings				
		L	M	S	H	E	L	M	S	H	E	L	M	S	H	E	L	M	S	H	E
Az/Rhod/Cam	105	30	22	15	12	26	28	51	8	10	8	11	9	38	9	38	3	7	95	0	0
Az/Rhod/Cam (large)	1	0	0	1	0	0	0	1	0	0	0	0	0	1	0	0	0	0	1	0	0

Canola	0	0	0	0	0	0	0	0	0	0	0	0	0	0	0	0	0	0	0	0	
Corn/Sorghum	681	94	137	81	123	246	217	264	56	77	67	71	195	246	48	121	81	142	458	0	0
Cotton	751	79	150	104	152	266	128	324	68	124	107	85	201	279	61	125	98	171	482	0	0
Crop Rotations	27	4	6	0	7	10	9	15	2	0	1	2	9	15	1	0	1	4	22	0	0
Diagnostic	28	6	7	1	2	12	17	8	1	1	1	9	4	10	1	4	7	2	19	0	0
Forage Legumes	149	47	43	26	20	13	51	74	11	8	5	26	28	50	23	22	8	12	129	0	0
Forages	1071	262	219	128	145	317	521	389	54	51	56	166	298	413	76	118	75	111	885	0	0
Fruits/Nuts	64	23	7	10	8	16	32	24	3	2	3	6	20	23	1	14	5	7	52	0	0
General Turf	5395	2335	1630	559	465	406	1387	2988	380	382	258	209	815	2318	842	1211	101	380	4914	0	0
General Turf (large)	59	18	25	6	7	3	28	28	2	1	0	13	20	20	3	3	9	9	41	0	0
Home Garden	659	66	67	63	87	376	194	236	18	53	158	49	69	127	43	371	36	41	582	0	0
Home Orchards	235	83	46	30	13	63	111	66	10	15	33	46	49	55	22	63	31	28	176	0	0
Ornamentals	930	255	184	89	89	313	289	357	62	73	149	84	125	197	78	446	52	82	796	0	0
Ornamentals (large)	30	0	0	3	10	17	6	8	4	3	9	2	2	11	1	14	0	5	25	0	0
Roadside Turf	25	8	4	2	4	7	6	14	1	4	0	6	5	4	0	10	2	5	18	0	0
Small Grain	168	17	37	18	50	46	70	80	10	6	2	38	39	69	14	8	32	26	110	0	0
Soybeans/Peanuts	61	9	15	6	9	22	17	30	7	5	2	6	24	22	4	5	7	6	48	0	0
Speciality Turf	216	65	69	29	33	20	62	124	23	6	1	16	73	104	11	12	8	26	182	0	0
Temporary Grazing	55	16	14	4	9	12	30	22	2	0	1	19	15	11	3	7	11	8	36	0	0
Tobacco	4	0	0	0	1	3	1	2	0	0	1	0	2	1	0	1	1	2	1	0	0
Tobacco Bed	0	0	0	0	0	0	0	0	0	0	0	0	0	0	0	0	0	0	0	0	0
Tomato (Costal)	15	1	2	1	3	8	6	8	0	0	1	1	3	4	4	3	1	2	12	0	0
Tomato (Piedmont)	0	0	0	0	0	0	0	0	0	0	0	0	0	0	0	0	0	0	0	0	0
Trees	11	3	3	1	2	2	5	5	1	0	0	1	9	1	0	0	1	0	10	0	0
Truck Crops	707	28	34	37	85	523	169	366	26	56	90	32	143	236	78	218	20	51	636	0	0
Wildlife	1943	787	440	231	259	226	644	747	193	223	136	277	545	791	174	156	104	193	1646	0	0
Total	13390	4236	3161	1445	1595	2953	4028	6231	942	1100	1089	1175	2702	5046	1497	2970	694	1320	11376	0	0

Table 7. Samples Analyzed According to Zn, Mn, and B Levels by Crop Group and Soil Type.

		COSTAL PLAINS							
		Zn(lbs/A)		Mn (lbs/A)		B (lbs/A)			
Crop	Total	<1.6	>=1.6	<6.0	>=6.0	0-0.1	0.1-0.5	0.5-1.0	>=1.0
		I	S	I	S				
Az/Rhod/Cam	27	0	27	0	27	0	0	2	25
Az/Rhod/Cam (large)	0	0	0	0	0	0	0	0	0
Canola	0	0	0	0	0	0	0	0	0
Corn/Sorghum	2359	27	2332	19	2340	9	77	158	2115
Cotton	2819	64	2755	16	2803	9	112	296	2402
Crop Rotations	193	7	186	2	191	9	7	35	142
Diagnostic	28	1	27	0	28	0	0	2	26
Forage Legumes	201	1	200	2	199	0	3	13	185
Forages	644	20	624	8	636	3	48	74	519
Fruits/Nuts	110	0	110	3	107	1	0	12	97
General Turf	1095	18	1077	13	1082	4	31	72	988
General Turf (large)	87	4	83	0	87	0	2	7	78
Home Garden	417	16	401	4	413	2	10	18	387
Home Orchards	143	11	132	1	142	1	2	7	133
Ornamentals	249	20	229	9	240	0	3	10	236
Ornamentals (large)	41	2	39	0	41	0	0	0	41
Roadside Turf	2	0	2	0	2	0	0	2	0
Small Grain	433	7	426	1	432	0	3	14	416
Soybeans/Peanuts	819	8	811	3	816	9	16	33	761
Speciality Turf	70	2	68	0	70	0	0	2	68
Temporary Grazing	44	0	44	0	44	0	0	0	44
Tobacco	18	4	14	1	17	0	0	0	18

Tobacco Bed	19	4	15	1	18	0	0	0	19
Tomato (Costal)	36	0	36	0	36	0	0	1	35
Tomato (Piedmont)	0	0	0	0	0	0	0	0	0
Trees	8	0	8	0	8	0	0	0	8
Truck Crops	389	3	386	1	388	0	21	70	298
Wildlife	617	89	528	21	596	1	14	90	512
Total	10868	308	10560	105	10763	48	349	918	9553

LOWER COSTAL PLAINS

Crop	Total	Zn(lbs/A)		Mn (lbs/A)		B (lbs/A)			
		<1.6	>=1.6	<6.0	>=6.0	0-0.1	0.1-0.5	0.5-1.0	>=1.0
		I	S	I	S				
Az/Rhod/Cam	211	4	207	8	203	0	2	8	201
Az/Rhod/Cam (large)	1	0	1	0	1	0	0	0	1
Canola	0	0	0	0	0	0	0	0	0
Corn/Sorghum	1047	74	973	47	1000	0	42	111	894
Cotton	1407	25	1382	17	1390	0	46	292	1069
Crop Rotations	27	3	24	0	27	0	0	0	27
Diagnostic	23	0	23	4	19	0	0	0	23
Forage Legumes	244	18	226	21	223	0	1	28	215
Forages	603	56	547	45	558	0	38	106	459
Fruits/Nuts	57	2	55	2	55	0	4	3	50
General Turf	2424	156	2268	172	2252	1	35	76	2312
General Turf (large)	77	9	68	6	71	0	1	0	76
Home Garden	812	16	796	20	792	1	16	22	773
Home Orchards	283	9	274	14	269	0	16	17	250
Ornamentals	1310	46	1264	60	1250	6	22	24	1258
Ornamentals (large)	31	1	30	1	30	0	0	1	30
Roadside Turf	60	19	41	17	43	0	2	0	58
Small Grain	265	29	236	27	238	0	2	38	225
Soybeans/Peanuts	385	11	374	13	372	0	17	8	360
Speciality Turf	34	3	31	2	32	0	1	0	33
Temporary Grazing	42	6	36	0	42	0	0	1	41
Tobacco	3	1	2	0	3	0	0	0	3
Tobacco Bed	0	0	0	0	0	0	0	0	0
Tomato (Costal)	52	0	52	0	52	0	0	5	47
Tomato (Piedmont)	0	0	0	0	0	0	0	0	0
Trees	8	3	5	1	7	0	0	0	8
Truck Crops	338	9	329	4	334	0	2	32	304
Wildlife	909	143	766	88	821	10	29	44	826
Total	10653	643	10010	569	10084	18	276	816	9543

PIEDMONT

Crop	Total	Zn(lbs/A)		Mn (lbs/A)		B (lbs/A)			
		<1.6	>=1.6	<6.0	>=6.0	0-0.1	0.1-0.5	0.5-1.0	>=1.0
		I	S	I	S				
Az/Rhod/Cam	134	3	131	0	134	0	3	9	122
Az/Rhod/Cam (large)	3	0	3	0	3	0	0	0	3
Canola	0	0	0	0	0	0	0	0	0
Corn/Sorghum	377	11	366	1	376	0	29	52	296
Cotton	194	4	190	1	193	0	7	47	140
Crop Rotations	58	2	56	0	58	0	3	0	55
Diagnostic	25	2	23	0	25	0	1	0	24
Forage Legumes	472	10	462	0	472	1	21	18	432
Forages	2845	64	2781	9	2836	5	80	206	2554
Fruits/Nuts	151	15	136	0	151	0	8	18	125
General Turf	5081	86	4995	7	5074	3	75	232	4771
General Turf (large)	123	0	123	0	123	0	6	3	114
Home Garden	1354	19	1335	2	1352	4	29	54	1267

Home Orchards	422	28	394	4	418	1	15	15	391
Ornamentals	1140	39	1101	3	1137	2	18	54	1066
Ornamentals (large)	42	2	40	0	42	0	0	6	36
Roadside Turf	13	4	9	0	13	0	0	0	13
Small Grain	257	11	246	2	255	0	10	42	205
Soybeans/Peanuts	83	6	77	1	82	2	10	8	63
Speciality Turf	98	1	97	0	98	0	1	13	84
Temporary Grazing	223	5	218	1	222	0	17	8	198
Tobacco	0	0	0	0	0	0	0	0	0
Tobacco Bed	0	0	0	0	0	0	0	0	0
Tomato (Costal)	54	1	53	0	54	0	2	2	50
Tomato (Piedmont)	0	0	0	0	0	0	0	0	0
Trees	10	3	7	0	10	0	0	5	5
Truck Crops	277	19	258	0	277	0	9	11	257
Wildlife	1598	176	1422	5	1593	6	30	101	1461
Total	15034	511	14523	36	14998	24	374	904	13732

SANDHILL

Crop	Total	Zn(lbs/A)		Mn (lbs/A)		B (lbs/A)			
		<1.6	>=1.6	<6.0	>=6.0	0-0.1	0.1-0.5	0.5-1.0	>=1.0
		I	S	I	S				
Az/Rhod/Cam	105	2	103	4	101	0	4	0	101
Az/Rhod/Cam (large)	1	0	1	0	1	0	0	1	0
Canola	0	0	0	0	0	0	0	0	0
Corn/Sorghum	681	40	641	9	672	1	66	66	548
Cotton	751	36	715	8	743	3	42	84	622
Crop Rotations	27	0	27	1	26	0	0	11	16
Diagnostic	28	0	28	4	24	0	1	0	27
Forage Legumes	149	8	141	2	147	0	8	16	125
Forages	1071	53	1018	13	1058	2	43	20	1006
Fruits/Nuts	64	1	63	0	64	0	1	1	62
General Turf	5395	99	5296	69	5326	6	53	152	5184
General Turf (large)	59	10	49	7	52	0	5	10	44
Home Garden	659	16	643	8	651	2	8	18	631
Home Orchards	235	10	225	11	224	0	6	20	209
Ornamentals	930	36	894	20	910	1	15	23	891
Ornamentals (large)	30	0	30	0	30	0	0	6	24
Roadside Turf	25	2	23	2	23	0	0	0	25
Small Grain	168	25	143	5	163	0	22	54	92
Soybeans/Peanuts	61	3	58	2	59	0	3	0	58
Speciality Turf	216	4	212	7	209	0	0	4	212
Temporary Grazing	55	4	51	1	54	0	1	0	54
Tobacco	4	0	4	0	4	0	0	0	4
Tobacco Bed	0	0	0	0	0	0	0	0	0
Tomato (Costal)	15	1	14	0	15	0	2	1	12
Tomato (Piedmont)	0	0	0	0	0	0	0	0	0
Trees	11	1	10	0	11	0	1	1	9
Truck Crops	707	3	704	4	703	4	6	49	648
Wildlife	1943	228	1715	39	1904	8	75	174	1686
Total	13390	582	12808	216	13174	27	362	711	12290

Table 8. Samples Analyzed for sulfate sulfur.

Top Soils Samples S(lbs/A)			Sub Soil Samples S(lbs/A)		
<20	>=20	Total	<40	>=40	Total
47 (36.15%)	83 (63.85%)	130	0 (.%)	1 (100.%)	1

Table 9. Total Samples Calculated According to Cation Exchange Capacity (CEC) Values by Soil Type.

CEC (meq/100g)

	0-2	2-5	>5
COSTAL PLAINS	44	3048	3053
LOWER COSTAL PLAINS	29	2170	4890
PIEDMONT	11	1389	9367
SANDHILL	125	2939	6252

Table 10. Total Samples Calculated According to Percent Base Saturation Values by Soil Type.

	% Base Saturation		
	<33%	34-65%	>66%
COSTAL PLAINS	345	2815	2949
LOWER COSTAL PLAINS	408	2617	4036
PIEDMONT	363	4801	5568
SANDHILL	486	3679	5119

Table 11. Total Analyses

Analysis	Total
Standard Soil Test	45641
Organic Matter	1962
Nitrate Nitrogen	1831
Soluble Salts	373
Extractable Sulfate Sulfur	131
pH Only	22
Pond Bottom	29
Shrimp Pond	0
Soilless Mixes	68
Bulk Density	20

Table 12. Table 12. Total per Crop Analyzed for County and Account Samples.

CropName	Num Samples
Agronomic Crops	
050 - Alfalfa	0
005 - Annual Legume/Sum Grass	191
006 - Annual Legume/Win Grass	185
007 - Annual Legumes	185
033 - Bahiagrass Pasture	464
036 - Bermuda/Bahiagrass-Hay	464
034 - Bermudagrass Pasture	850
035 - Bermudagrass, Estab.	850
104 - Canola	6
010 - Common Lespedeza	61
023 - Corn for Silage	101
021 - Corn in Rotation	118
C100 - Corn, Grain - 100 bu/A	118
C105 - Corn, Grain - 105 bu/A	0
C110 - Corn, Grain - 110 bu/A	7
C115 - Corn, Grain - 115 bu/A	0
C120 - Corn, Grain - 120 bu/A	504
C125 - Corn, Grain - 125 bu/A	0
C130 - Corn, Grain - 130 bu/A	28
C135 - Corn, Grain - 135 bu/A	0
C140 - Corn, Grain - 140 bu/A	108
C145 - Corn, Grain - 145 bu/A	0
C150 - Corn, Grain - 150 bu/A	542
C155 - Corn, Grain - 155 bu/A	0
C160 - Corn, Grain - 160 bu/A	46
C165 - Corn, Grain - 165 bu/A	0
C170 - Corn, Grain - 170 bu/A	13
C175 - Corn, Grain - 175 bu/A	0
C180 - Corn, Grain - 180 bu/A	94

C185 - Corn, Grain - 185 bu/A	0
C190 - Corn, Grain - 190 bu/A	11
C195 - Corn, Grain - 195 bu/A	0
C200 - Corn, Grain - 200 bu/A	0
C205 - Corn, Grain - 205 bu/A	0
C210 - Corn, Grain - 210 bu/A	120
C215 - Corn, Grain - 215 bu/A	0
C220 - Corn, Grain - 220 bu/A	56
C225 - Corn, Grain - 225 bu/A	0
C230 - Corn, Grain - 230 bu/A	1
C235 - Corn, Grain - 235 bu/A	0
C240 - Corn, Grain - 240 bu/A	64
C245 - Corn, Grain - 245 bu/A	0
C250 - Corn, Grain - 250 bu/A	185
C255 - Corn, Grain - 255 bu/A	0
C260 - Corn, Grain - 260 bu/A	0
C265 - Corn, Grain - 265 bu/A	0
C270 - Corn, Grain - 270 bu/A	0
C275 - Corn, Grain - 275 bu/A	0
C280 - Corn, Grain - 280 bu/A	0
C285 - Corn, Grain - 285 bu/A	0
C290 - Corn, Grain - 290 bu/A	0
C295 - Corn, Grain - 295 bu/A	0
C300 - Corn, Grain - 300 bu/A	0
C80 - Corn, Grain - 80 bu/A	0
C85 - Corn, Grain - 85 bu/A	0
C90 - Corn, Grain - 90 bu/A	28
C95 - Corn, Grain - 95 bu/A	0
001 - Cotton - Dryland	2141
002 - Cotton - Irrigated	725
C1100 - Cotton 1100 lbs/A	0
C1200 - Cotton 1200 lbs/A	0
C1300 - Cotton 1300 lbs/A	0
C1400 - Cotton 1400 lbs/A	0
C1500 - Cotton 1500 lbs/A	0
C1600 - Cotton 1600 lbs/A	0
C1700 - Cotton 1700 lbs/A	0
C1800 - Cotton 1800 lbs/A	0
C1900 - Cotton 1900 lbs/A	0
C2000 - Cotton 2000 lbs/A	0
C600 - Cotton 600 lbs/A	0
C700 - Cotton 700 lbs/A	0
C800 - Cotton 800 lbs/A	0
C900 - Cotton 900 lbs/A	0
049 - Fescue Hay	285
031 - Fescue,CoolSeasonPasture	1236
025 - Grain Sorghum	128
037 - Grass-Clover Pasture	27
419 - Hemp	27
032 - Orchardgrass	27
008 - Peanuts	589
P1000 - Peanuts 1000 lbs/A	0
P1500 - Peanuts 1500 lbs/A	0
P2000 - Peanuts 2000 lbs/A	0
P2500 - Peanuts 2500 lbs/A	0
P3000 - Peanuts 3000 lbs/A	0
P3500 - Peanuts 3500 lbs/A	0
P4000 - Peanuts 4000 lbs/A	0
P4500 - Peanuts 4500 lbs/A	0
P5000 - Peanuts 5000 lbs/A	0
P5500 - Peanuts 5500 lbs/A	0
P6000 - Peanuts 6000 lbs/A	0

009 - Perennial Peanuts	0
012 - Rice, Upland Irrigated	24
011 - Sericea Lespedeza	6
003 - Sesame	8
029 - Small Grain	8
030 - Small Grain in Rotation	8
097 - Small Grain Silage	17
024 - Sorghum for Silage	15
S100 - Soybeans 100 bu/A	15
S15 - Soybeans 15 bu/A	0
S20 - Soybeans 20 bu/A	0
S25 - Soybeans 25 bu/A	0
S30 - Soybeans 30 bu/A	24
S35 - Soybeans 35 bu/A	0
S40 - Soybeans 40 bu/A	370
S45 - Soybeans 45 bu/A	0
S50 - Soybeans 50 bu/A	0
S55 - Soybeans 55 bu/A	0
S60 - Soybeans 60 bu/A	0
S65 - Soybeans 65 bu/A	0
S70 - Soybeans 70 bu/A	33
S75 - Soybeans 75 bu/A	0
S80 - Soybeans 80 bu/A	57
S85 - Soybeans 85 bu/A	0
S90 - Soybeans 90 bu/A	13
S95 - Soybeans 95 bu/A	0
019 - Soybeans/Sorghum-Silage	95
027 - Sugarcane	2
028 - Sunflowers	163
026 - Sweet Sorghum	8
039 - Temp Annual Graze-Sum	79
038 - Temp Annual Graze-Winter	101
099 - Tobacco	4
T1500 - Tobacco 1500 lbs/A	0
T2000 - Tobacco 2000 lbs/A	0
T2500 - Tobacco 2500 lbs/A	0
T3000 - Tobacco 3000 lbs/A	0
T3500 - Tobacco 3500 lbs/A	0
T4000 - Tobacco 4000 lbs/A	0
098 - Tobacco Bed	19
Truck Crops	
051 - Asparagus, Establishment	19
066 - Asparagus, Maintenance	4
060 - Beets	33
061 - Broccoli	7
120 - Brussel Sprouts	7
062 - Cabbage	6
052 - Cantaloupes (bareground)	10
132 - Cantaloupes (plasticulture)	2
063 - Carrots	2
079 - Cauliflower	0
064 - Collards	208
053 - Cucumbers (bareground)	12
133 - Cucumbers (plasticulture)	7
065 - Eggplant (bareground)	7
134 - Eggplant (plasticulture)	0
126 - English Pea	4
067 - Green Onions	49
072 - Greens	263
095 - Irish Potatoes (clay)	263
122 - Leek	15
054 - Lettuce	8

055 - Lima Beans	6
121 - Mustard	16
056 - Okra	31
068 - Onions	31
127 - Parsley	69
125 - Parsnip	0
069 - Pepper (bareground)	11
131 - Pepper (plasticulture)	8
070 - Pole Beans	8
014 - Pumpkins	26
130 - Radish	0
124 - Rutabaga	0
057 - Snapbeans	4
073 - Southern Peas	31
071 - Spinach	4
058 - Squash (winter)	4
129 - Summer Squash	36
075 - Sweet Corn	124
076 - Sweet Potatoes	29
078 - Tomato (bareground)	29
128 - Tomatoes (plasticulture)	35
123 - Turnips	32
059 - Watermelons	81
Fruit and Nut Crops	
080 - Apples	13
082 - Blueberries(acre)	79
084 - Grapes(Bunch/Muscadine)	64
013 - Kiwi	0
085 - Nectarines	0
086 - Peaches	0
081 - Pears	3
088 - Pecans	70
087 - Plums	2
074 - Strawberries(acre)	2
Golf Course, and Other Turf Crops	
040 - Athletic Fields	239
042 - Bentgrass Golf Green(acre)	15
111 - Bentgrass Golf Green(sq ft)	15
043 - BermudaGolfGrn/Tee(acre)	164
106 - Carpetgrass(acre-clay)	0
107 - Centipedegrass(acre-clay)	79
112 - CoolSeasonGrsmaint(acre)	46
041 - Golf Fairway	9
045 - Roadside Turf Estab.	73
046 - Roadside Turf Maint.	2
105 - StAugustineGrsmaint	23
113 - Turf Establishment(acre)	12
114 - WarmSeasonGrsmaint(acre)	12
Nurseries	
108 - Annual Flowers/Roses(acre)	40
109 - Azalea,Rhod,Camellia(acre)	40
110 - Perennial Flowers(acre)	68
117 - Shrubs(acre)	25
Wildlife	
140 - DoveField,Corn/Sorghum	25
141 - DoveField,Sunflower	141
142 - Fall Deer, Alfalfa	31
143 - Fall Deer, ForageChicory	91
144 - FallDeerMix, Brassicas	276
147 - FallDeerMix, Legumes	276
145 - FallDeerMix,AnnualGrsmaint	494
146 - FallDeerMix,Grsmaint/Clover	494

103 - Grass/Legume-Wildlife	138
101 - Grasses for Wildlife	154
102 - Legumes for Wildlife	284
Trees	
092 - Christmas Trees	30
Homeowner	
017 - Annual Flowers/Roses(sq ft)	564
205 - Apple Trees	64
096 - Azalea,Rhod,Camellia(sq ft)	323
118 - BermudaGolfGrn/Tee(sq ft)	323
202 - Blackberries	59
203 - Blueberries(sq ft)	59
093 - Carpetgrass(sq ft)	59
094 - Centipedegrass(sq ft)	4607
044 - CoolSeasonGrsMaint(sq ft)	4607
206 - Fig Trees	31
204 - Grapes	63
090 - Home Garden (Inorganic)	4176
091 - Home Garden (Organic)	0
018 - Ornamental/Shade Trees	0
212 - Palm Trees	76
208 - Peach Trees	94
207 - Pear Trees	16
210 - Pecan Trees	88
016 - Perennial Flowers(sq ft)	848
211 - Pine Trees	75
209 - Plum Trees	11
015 - Shrubs(sq ft)	11
119 - St. Augustinegrass(sq ft)	1171
201 - Strawberries(sq ft)	1171
047 - Turf Establishment(sq ft)	1171
048 - WarmSeasonGrsMaint(sq ft)	7924

This document was generated on 1/14/2025 4:59:54 PM.